

# SmartLine

*Smart decision at a great price*



# SmartLine

*Smart for many people*



*Smart in every space*



# SmartLine

*Organizing your office the smart way*

SmartLine, great design with unlimited configurations for your working space. Surface with high density cherry plastic laminate for years of satisfaction and productivity. Optional frosted glass panels for privacy also available.





# SmartLine

Sizes: W x D x H

## Tops



SMRT2448  
48 x 24



SMTRT4872  
24 x 72 x 24

## Pedestal



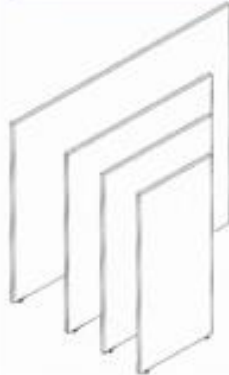
SMBDF1522  
15<sup>1</sup>/<sub>4</sub> x 22 x 27<sup>3</sup>/<sub>4</sub>

## Support Panel



SMP2724  
24 x 1 x 27<sup>3</sup>/<sub>4</sub>

## Dividers & Panels



SMP5372 72 x 1 x 53  
SMP5348 48 x 1 x 53  
SMP4148 48 x 1 x 41  
SMP4124 24 x 1 x 41

## Panel Connectors



SM2WayC41 1 x 1 x 41 90°  
SM2WayC53 1 x 1 x 53 90°



SM3WayC41 1 x 1 x 41  
SM3WayC53 1 x 1 x 53

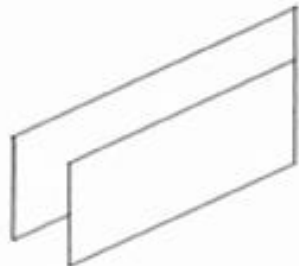


SM4WayC41 1 x 1 x 41  
SM4WayC53 1 x 1 x 53

## Glass Panels



SMCGP1236 36 x <sup>1</sup>/<sub>4</sub> x 12  
SMCGP1224 24 x <sup>1</sup>/<sub>4</sub> x 12

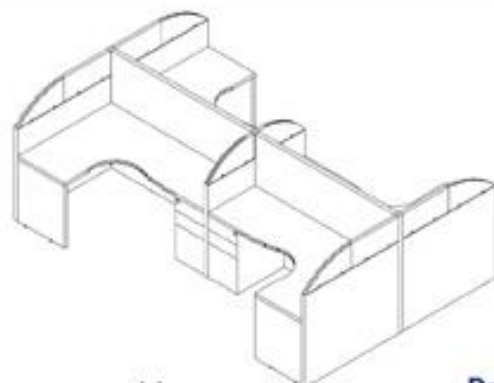
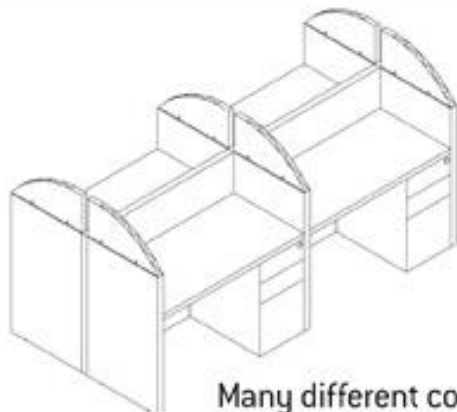


SMRGP1236 36 x <sup>1</sup>/<sub>4</sub> x 12  
SMRGP1224 24 x <sup>1</sup>/<sub>4</sub> x 12

## Tapered Leg



SMTL27  
2 dia x 27<sup>3</sup>/<sub>4</sub>



Many different configurations for your working space.